

# Joseph

Baby and Toddler edition



**TRUEWAY KIDS**.COM

# Story



**Joseph had eleven brothers.**

**His father loved Joseph best and gave Joseph a colorful coat.**

**His bothers were jealous and angry.**

**They wanted to get rid of Joseph.**

**They sold him as a slave to Egypt.**

**In Egypt, someone told a lie about Joseph.**

**Joseph got put in jail. But God had a plan.**

**Joseph could understand dreams.**

**One day, the king of Egypt called Joseph to help with a bad dream.**

**It meant, "There would be no more food," Joseph said.**

**The king put Joseph in charge.**

**One day, Joseph's brothers went to Egypt for food.**

**Joseph forgave them.**

**God used a bad thing for good.**

# Colorful clothing

Jacob gave Joseph a colorful coat. In this fun activity children will learn and review colors.

## Skills learned:



gross motor  
skills



Sorting



sensory  
development

## Materials needed:

Color splats from next page or crayons. Items of clothing.

## Preparation:

Cut out the color splats.

## Steps:

### For Babies and Toddlers:

Place all the color splats on the floor and some clothing in a basket.

Let your child choose a color.

Find an item of clothing to match.

Encourage your child to copy you.

Repeat the name of each color as you place them.





### Toddlers

Place all the color splats on the floor.

Ask the child to find each color in an item of clothing.

Can they find clothing with more than one color?





# Dressing up

Playing dress-up is a fun way for young children to work on many early childhood development skills. There is no need for premade costumes. Use household objects and your child's imagination. Make a 'fancy' outfit and talk about how Joseph must have felt with his coat.

## Skills learned:



## Materials needed:

Clothing and household objects. (e.g. blankets, dress shirts, costume jewellery and so on.)

## Preparation:

None

## Steps:

### Toddlers:

Allow your child to choose clothing to wear.


Help them to put on the items.

Review the items, "This yellow shirt is a great choice."

Congratulate them on their costume.

If you are feeling courageous, allow them to select fancy clothing for you.

Your child will love that you are giving them the choice.





# Teddy bear picnic

Joseph was given the job to store and share the food fairly in Egypt. In this imaginary play activity, your child will share the food fairly between their toys.

## Skills learned:



## Materials needed:

Soft toys, a mat, pretend food.

## Preparation:

None.

## Steps:

### For Babies and Toddlers:

Children will love to play the adult as they help to organize their soft toys to enjoy the picnic.

Allow them to play and interact with each toy.

Give your child some play food to share out among the toys.

Help them to share everything fairly.



# Find the cup

Joseph tested his brothers by hiding a silver cup in Benjamin's sack of grain.

## Skills learned:



gross motor  
skills



Sorting



sensory  
development

## Materials needed:

A small bag, grain or corn, silver cup from this page.

## Preparation:

Pour some grain into the bag, add the silver cup.

## Steps:


### For Babies and Toddlers:

Set the bag in front of them and allow them to explore by touching, squeezing, and pouring the grain.


Retell the part of the Bible story where Joseph hid the cup.

Have them repeat words after you, such as: Joseph, brothers, grain, food, bag, hide.

When they find the cup, ask them to hide it for you to find.



Use playdough, crayons, or paint to make a colorful coat for Joseph.





# Song



Recommend worship songs. Not produced by Trueway Kids. YouTube Videos to be used for personal use only.

**Sing** the “Joseph Song” as you rock or change the baby.

<https://youtu.be/AA3YYEFo9jk>

**Pray** for them.

Child's name, I pray you will forgive like Joseph and that your family will too.